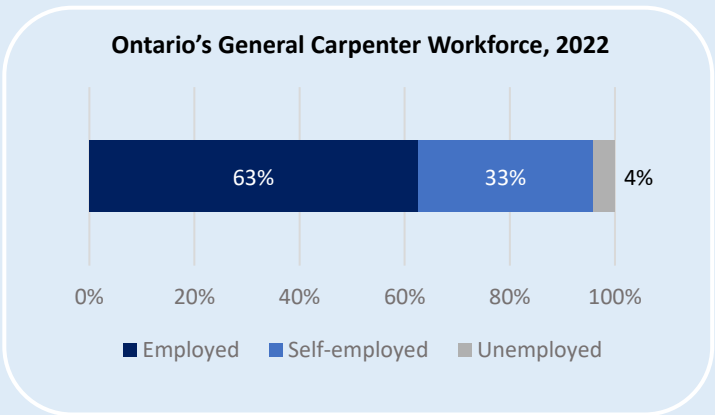


# General Carpenter (403A)

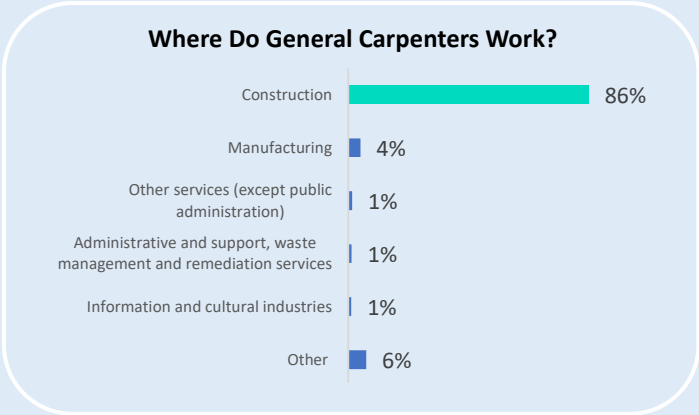


General Carpenters construct, erect, install, maintain and repair structures and components of structures made of wood, wood substitutes, lightweight steel and other materials. For additional information regarding this trade, see the trade's [scope of practice](#), as outlined in Ontario Regulation 875/21.


## WORKFORCE PROFILE



Source: Labour Force Survey – Based on 44,400 Respondents



Source: 2021 Census



Source: 2021 Census



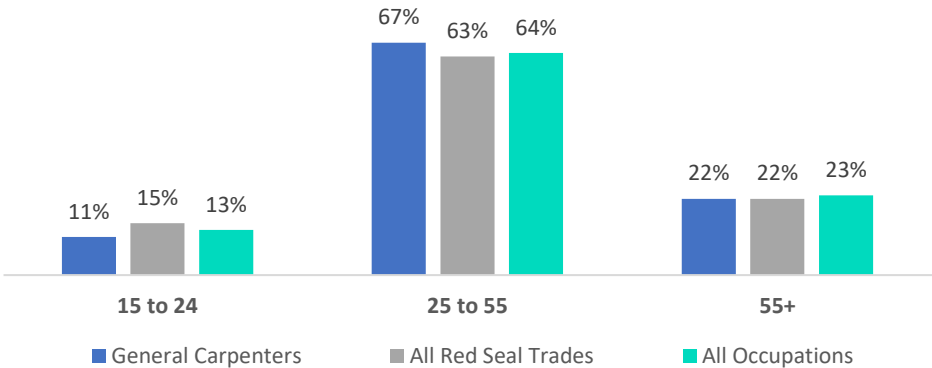
Source: STO Operations Database

## AGE PROFILE

The General Carpenter trade has a smaller share of youth (under the age of 25) compared to all Red Seal trades.






Just under a quarter (22%) of General Carpenters are nearing the age of retirement (age 55 or over).

**Workforce by Age Group**



Source: 2021 Census

# WORKFORCE DEMOGRAPHICS

		General Carpenter	Change from 2016	All Red Seal Trades
Women+		2.4%	+0.6%	13.8%
Immigrants		23.2%	-0.1%	26.2%
Racial Minorities		15.4%	+3.7%	23.3%
Indigenous Peoples		4.1%	-0.3%	3.7%
People with Disabilities		13.0%	+1.3%	13.5%

Source: 2016 Census, 2021 Census

## EDUCATION PATHWAY

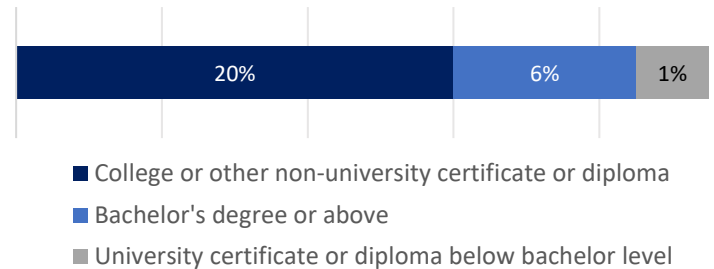
General Carpenter is a non-compulsory trade in Ontario, which does not require certification or registration as an apprentice to practice within the province. However, an apprenticeship and certification provide many career benefits.

A grade 10 education is required to qualify for an apprenticeship.

The apprenticeship program is approximately three years, consisting of 6,480 hours of on-the-job work experience and 3 levels of in-school training.

Source: 2021 Census

### Share of Workforce with Postsecondary Degree



In addition to holding a Certificate of Qualification, more than a quarter of General Carpenters also hold a postsecondary credential.

## INCOME

**\$25.50 - \$40.00**

**Hourly Wage Range<sup>1</sup>**

Source: Workforce Planning Ontario. (2023). Labour Market Insights Report: Job Posting Data January to December 2022

**\$49,725 - \$78,000**

**Annual Salary Range<sup>1</sup>**

Source: Workforce Planning Ontario. (2023). Labour Market Insights Report: Job Posting Data January to December 2022

<sup>1</sup> Hourly/annual figures can vary based on different factors including location, other certifications and work experience. In Ontario, employers, unions, and organizations may offer benefits such as: Health Insurance, Retirement Plans, Dental Insurance and Training Programs, among others.

**Please refer to the FAQs for additional information and definitions.**

The information in this report applies to trades/occupations with the National Occupational Code 72310: 403A General Carpenter.

