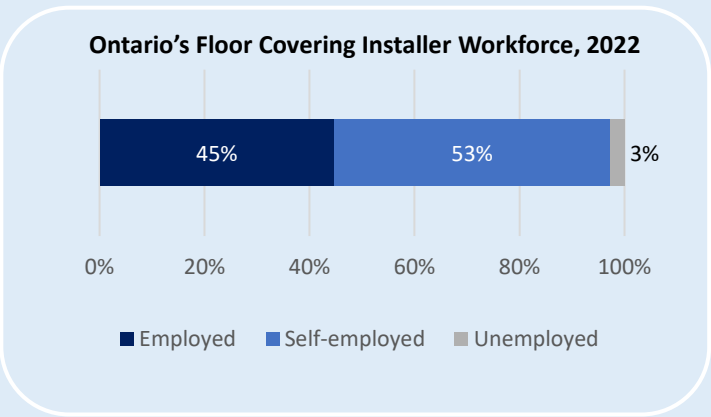


# Floor Covering Installer (448A)

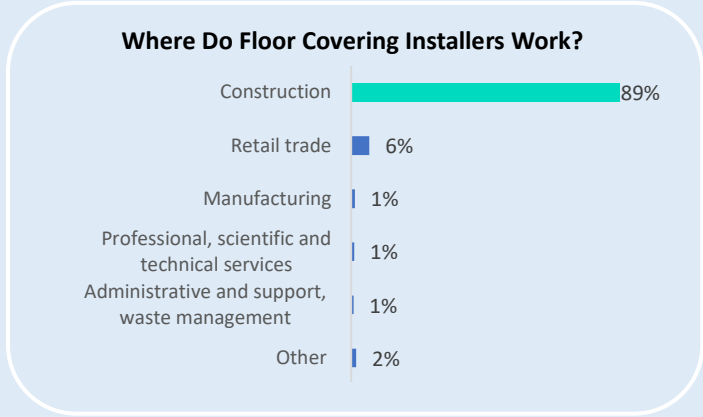


Floor Covering Installers install carpet, wood, linoleum, vinyl and other resilient floor coverings in residential, commercial, industrial and institutional buildings. For additional information regarding this trade, see the trade's [scope of practice](#), as outlined in Ontario Regulation 875/21.

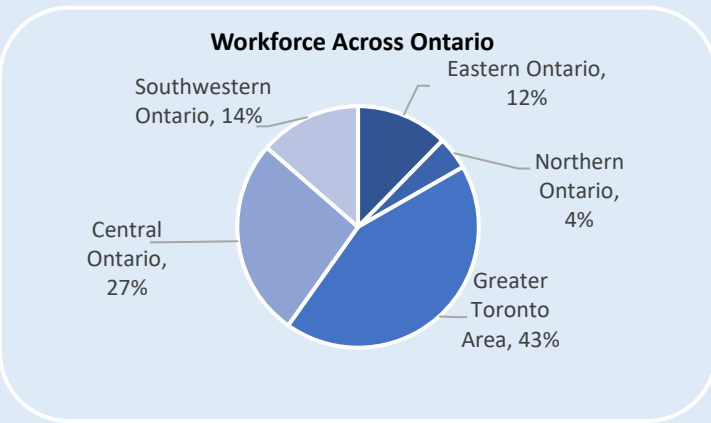
## WORKFORCE PROFILE



Source: Labour Force Survey – Based on 5,500 Respondents



Source: 2021 Census



Source: 2021 Census



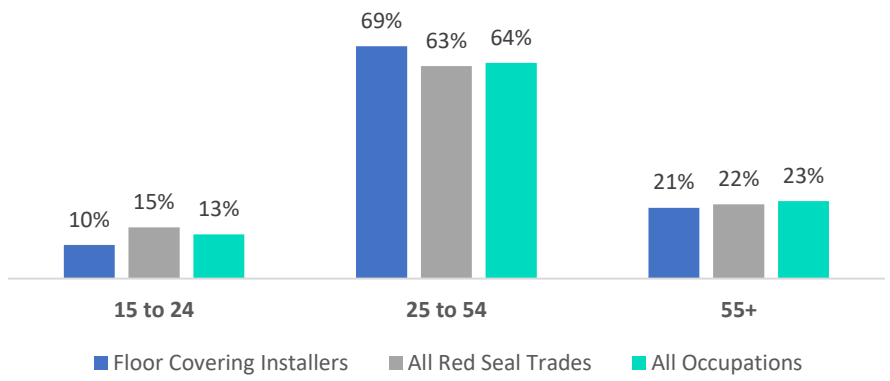
Source: STO Operations Database

## AGE PROFILE

Floor Covering Installers have a smaller share of youth (under age 25) compared to other Red Seal trades and all occupations.






Approximately a fifth (21%) of Floor Covering Installers are nearing the age of retirement (age 55 or over).

### Workforce by Age Group



Source: 2021 Census

# WORKFORCE DEMOGRAPHICS

		Floor Covering Installer	Change from 2016	All Red Seal Trades
Women+		3.5%	-0.6%	13.8%
Immigrants		38.4%	-0.2%	26.2%
Racial Minorities		25.8%	+4.1%	23.3%
Indigenous Peoples		2.3%	-0.8%	3.7%
People with Disabilities		11.2%	-1.5%	13.5%

Source: 2016 Census, 2021 Census

## EDUCATION PATHWAY

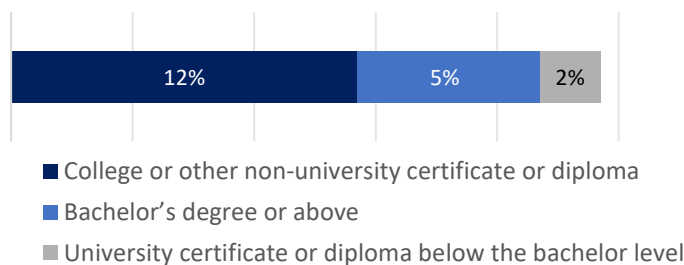
Floor Covering Installer is a non-compulsory trade in Ontario, which does not require certification or registration as an apprentice to practice within the province.

A grade 10 education is required to qualify for an apprenticeship.

The apprenticeship program is approximately three and a half years, consisting of 5,400 hours of on-the-job work experience and 2 levels of in-school training.

Source: 2021 Census

### Share of Workforce with Postsecondary Credential



In addition to holding a Certificate of Qualification, approximately 20% of Floor Covering Installers also hold a postsecondary credential.

## INCOME

**\$22.50 - \$35.00**

Hourly Wage Range<sup>1</sup>

Source: Workforce Planning Ontario. (2023). Labour Market Insights Report: Job Posting Data January to December 2022

**\$43,875 - \$68,250**

Annual Salary Range<sup>1</sup>

Source: Workforce Planning Ontario. (2023). Labour Market Insights Report: Job Posting Data January to December 2022

<sup>1</sup> Hourly/annual figures can vary based on different factors including location, other certifications and work experience. In Ontario, employers, unions, and organizations may offer benefits such as: Health Insurance, Retirement Plans, Dental Insurance and Training Programs, among others.

**Please refer to the FAQs for additional information and definitions.**

The information in this report applies to trades/occupations with the National Occupational Code 73113: 448A Floor Covering Installer.

